

Troubleshooting

Mode Control Motor

Self-diagnosis indicator light G comes on: Indicates a problem in the mode control motor circuit. Use a digital multimeter (KS – AHM – 32 – 003) to check it.

The mode control motor controls the outlet air direction and volume according to output from the climate control unit.

No MODE function.

Make sure all wires in the mode control motor connector are securely attached. Make sure the linkage is free of obstructions.

Remove the dashboard lower cover of driver side.

Disconnect the 6-P connector of the mode control motor.

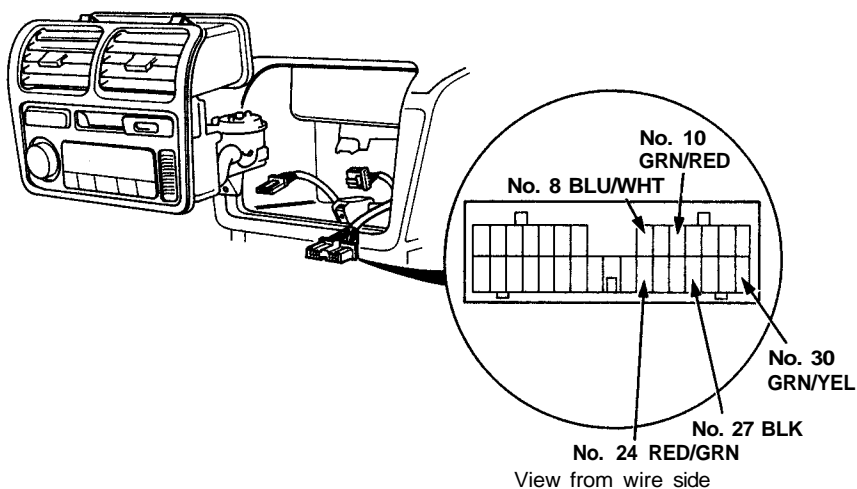
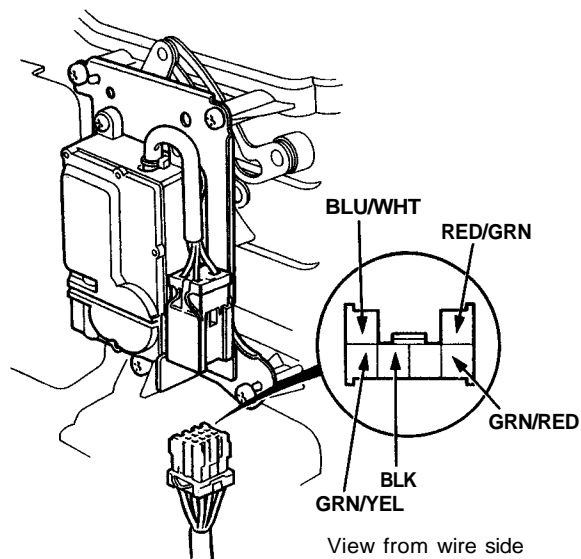
Remove the climate control unit. (page 22-6)

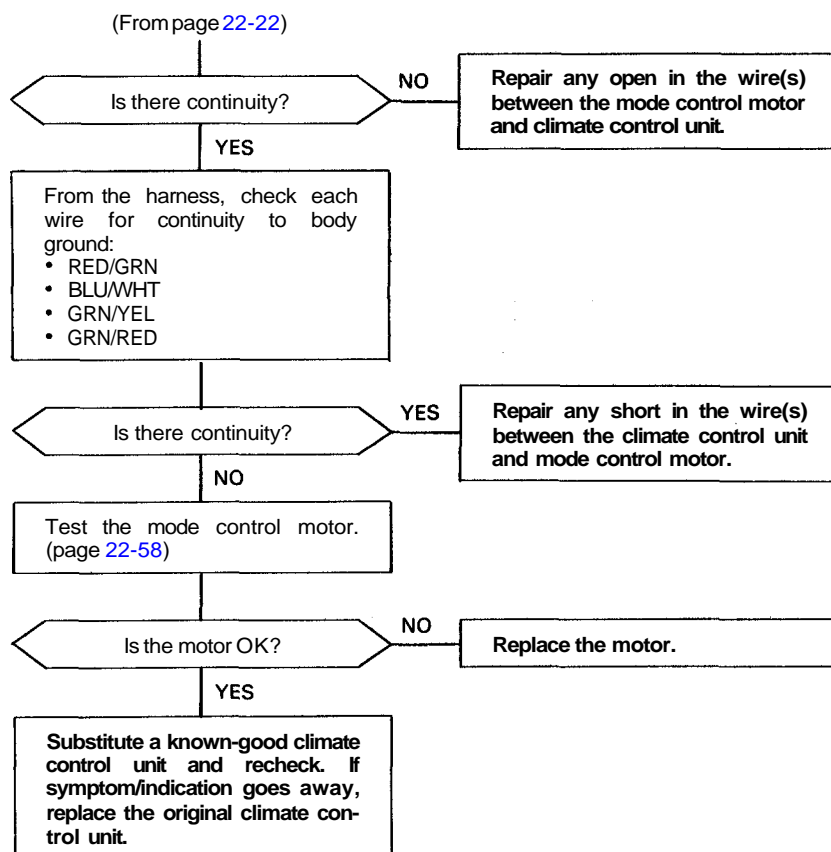
Disconnect the 30-P connector of the climate control unit.

Check each wires for continuity between the climate control unit and motor:

- RED/GRN
- BLU/WHT
- GRN/YEL
- GRN/RED
- BLK

(To page 22-23)





(cont'd)